



(Halogen Free product available)

Patent: ZL 2010 2 0563204.3



Contact Rating

- Nominal Load(Resistive Load Cos $\phi = 1$)
Contact Capacity
BJ-DM/LM.....10A at 125VAC
5A at 250 VAC
5A at 30 VDC
BJ-DMF/LMF.....10A at 250VAC
10A at 30 VDC
- Max. Allowable Current
BJ-DM/LM/DMF/LMF.....10A
- Max Allowable Voltage.....AC250V. DC30V
- Max Allowable Power Force
BJ-DM/LM.....1250VA 150W
BJ-DMF/LMF.....2500VA 300W
- Contact Material.....Ag Alloy
- Contact Form.....SPST-NO

Performance (at Initial Value)

- Contact Resistance..... $\leq 50m\Omega$ at 6VDC/1A
- Operate Time.....BJ-DM(DMF) 5 ms. Max.
BJ-LM (LMF) 6 ms. Max
- Release Time.....3 ms. Max
- Dielectric Strength:
Between Coil & Contact.....4000VAC at 50/60
Hz for one minute
Between Contacts.....1000VAC at 50/60
Hz for one minute
- Surge Resistance.....10,000V (between
Coil & contact
1.2x50 μ s)

Main Feature

1. Small size(18.2x10.2x15. in mm) produces a Switching capacity up to 10A for high density P.C.Board mounting technique.
2. The Contact form construction is 1A (SPST-NO)
3. The Surge Resistance of BJ Series is 10,000V.
4. Sealing Construction (Free from dust and solder flux): BJ-SS: Plastic Sealed Type.
5. The selection of plastic insulation material is designed for high temperature and provides better chemical solution performance.
6. RoHS Compliant.

Application

Domestic Appliances. Office Machines. Audio Equipment. Car Use.....etc

- Insulation Resistance..... 1,000 Mega Ω Min.
at 500VDC
- Max. On/Off Switching:
Electrical..... 30 Ops per minute
Mechtrical.....300 Ops per minute
- Temperature Range..... - 40~85 $^{\circ}$ C
- Humidity Range.....5%~85% RH
- Coil Temperature Rise... ..35 $^{\circ}$ C Maximum
- Vibration:
Endurance.....10 to 55 Hz dual
amplitude width
1.5mm
Error Operation.....10 to 55 Hz dual
amplitude width
1.5mm
- Shock:
Endurance.....981m/s² Min
Error Operation.....98.1m/s² Min
- Life Expectancy:
Mechanical.....10⁷ Operations at
No load condition
Electrical.....10⁵Operations at
Rated Resistive
load
- Weight.....about 7 g

Safety Standard & Its File Number

- UL.....E333244
- TUV.....R50183595
- CQC.....CQC10002054547

Coil Specification (at 20 °C)

Coil Sensitivity	Nominal Voltage (VDC)	Nominal Current (mA)	Coil Resistance ($\Omega \pm 8\%$)	Power Consumption (W)	Pull-In Voltage (VDC)	Drop-Out Voltage (VDC)	Maximum Allowable Voltage (VDC)
BJ-DM BJ-DMF	3	150	20	Abt. 0.45	75% Maximum	10% Minimum	130%
	5	91	55				
	6	75	80				
	9	50	180				
	12	37.5	320				
	24	18.8	1,280				
BJ-LM BJ-LMF	3	67	45	Abt. 0.2	75% Maximum	10% Minimum	130%
	5	40	125				
	6	33.3	180				
	9	22.5	400				
	12	16.7	720				
	24	8.3	2,800				

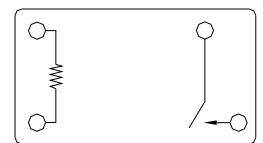
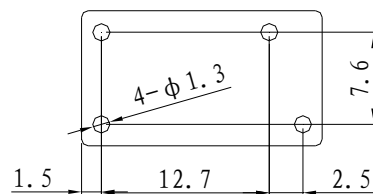
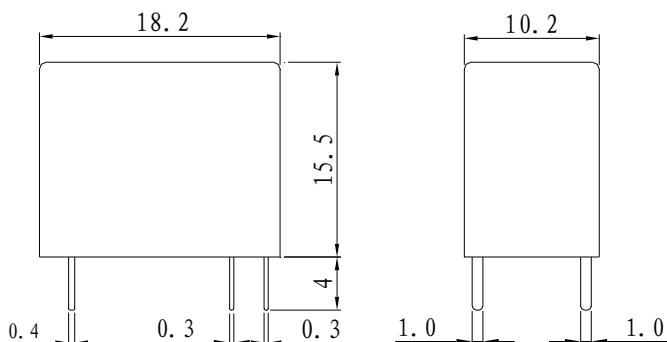
Ordering Information

BJ	-	SS	-	1	12	D	M	F	Insulation Class: F:Class F Nil:Class B
									Contact Form: M:One form A
									Coil Type: D:Standard DC Coil L:High Sensitivity DC Coil
									Coil Voltage: 03:3V, 05:5V,06:6V,09:9V 12:12V,24:24V.48:48V
									Number of Pole: 1:One Pole
									Type of Sealing: SS:Plastic Sealed Type
									Type: BJ

Classification

Model	BJ			
Coil Sensitivity	Standard DC Coil		High Sensitivity DC Coil	
Plastic Sealed Type	BJ-SS-1□□DM	BJ-SS-1□□DMF	BJ-SS-1□□LM	BJ-SS-1□□LMF

Dimension



Bottom View

Dimension Tolerance: < 1mm: ± 0.2 mm
 1--5mm: ± 0.3 mm
 > 5mm: ± 0.5 mm